

P

PREFERENTIAL
PROCUREMENT

fusion
the apps people



Preferential Procurement

Identify, Analyse and Report
your procurement spend

Manage Preferential Procurement within Dynamics 365 Finance and Operations

Staying ahead of the Preferential Procurement element as well as it's statutory requirements is a burden for all companies.



Preferential procurement is vital, yet presents an ongoing challenge for most:



Management and visibility of vendor scorecards



Time consuming and not automated



Analysis, tracking and reporting of procurement spend

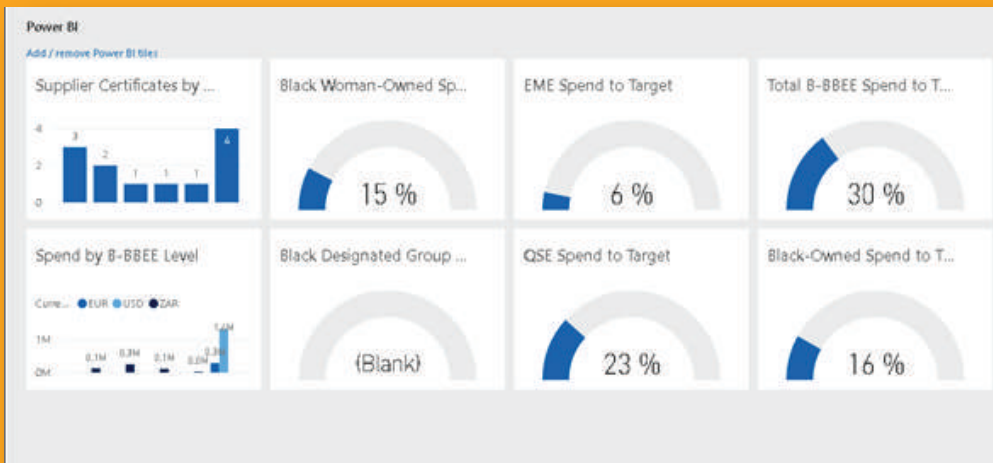
Leverage Microsoft Power BI

Power BI Features

- Power BI allows you to build data warehouses on standard Dynamics 365 for Finance and Operations & preferential procurement data
- Power BI has advanced drill down capabilities
- Reports can be exposed with direct links without requiring a Dynamics 365 for Finance and Operations login



Power BI



KPI	Weighting Points	Compliance Target	Target Value	Achieved Value	Achieved %	Points Scored
Procurement Spend	5	80 %	1,690,128	504,441	24 %	1.49
Procurement Spend from QSE	3	15 %	316,899	193,941	9 %	1.84
Procurement Spend from EME	4	15 %	316,899	138,000	7 %	1.74
Procurement Spend: Black-Owned Supplier	9	40 %	845,064	349,191	17 %	3.72
Procurement Spend: Black Woman-Owned	4	12 %	253,519	179,037	8 %	2.82
Procurement Spend: Black Designated Groups	2	2 %	42,253			
Total	27					9.85

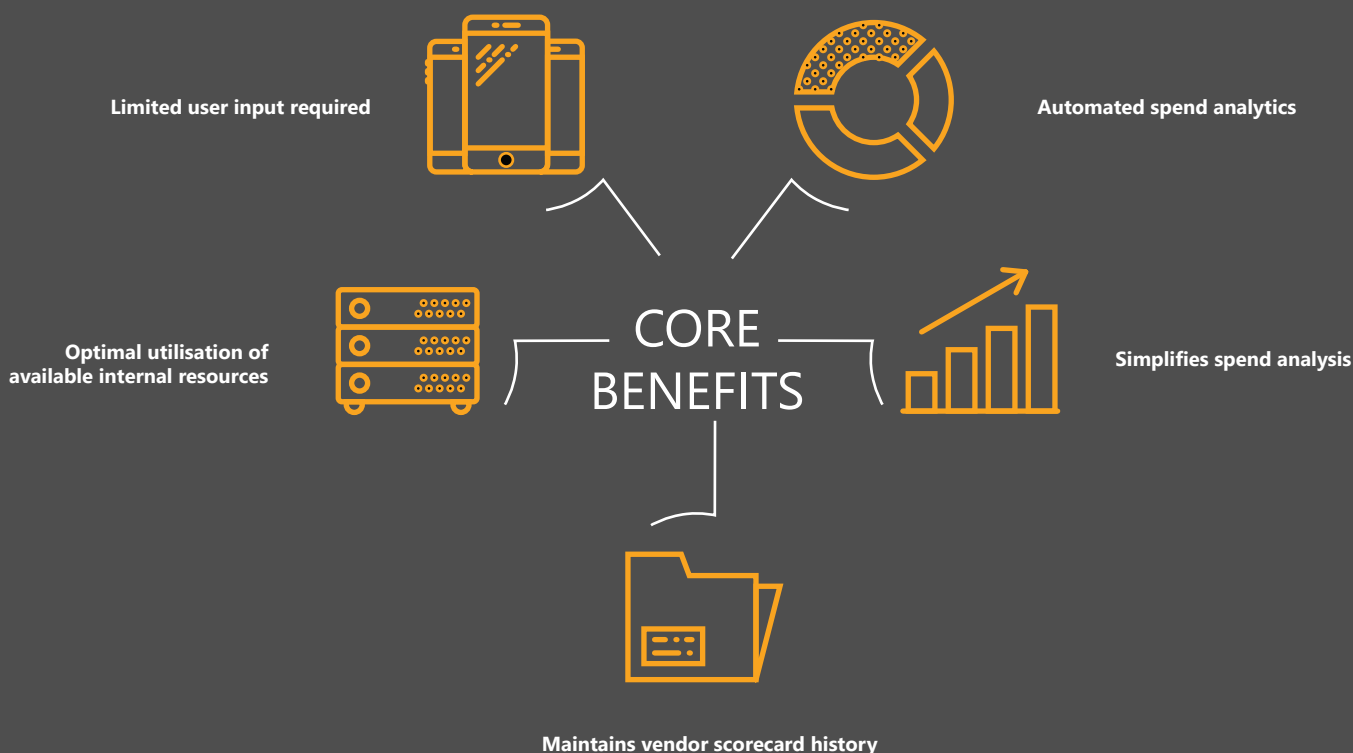
Supplier Name	Total Spend	Verified Certificate	Entity Size	> 51 % Black Owned	> 30% Black Woman Owned	BEE Level	Empowerin g Supplier	Black Designated Group %	Quality for 1.2x ED/SD Multiplier	BEE Spend
B-BBEE Vendor 001	115,000.00	Yes	QSE	Yes	Yes	2	Yes	0.00	Yes	172,500.00
B-BBEE Vendor 002	115,000.00	Yes	EME	Yes	No	4	Yes	0.00	Yes	138,000.00
B-BBEE Vendor 003	115,000.00	Yes	Generic	No	No	8	Yes	0.00	No	11,500.00
Manuchar Belgium	1,353,200.00	No	QSE	No	No	N	No	0.00	No	
Manuchar Nigeria		No	QSE	No	No	N	No	0.00	No	
SAfrique International Traders	11,040.00	Yes	QSE	Yes	No	1	Yes	0.00	No	14,904.00
Value Logistics	17,620.00	Yes	QSE	Yes	Yes	1	Yes	0.00	No	23,787.00
Vendor - France	293,400.00	No	QSE	No	No	N	No	0.00	No	
Total	2,112,660.00							8.00		504,441.00

PREFERENTIAL PROCUREMENT provides the level of detail verification agencies and accountants love, as well as the spend traceability

Overcoming your preferential procurement challenges

Preferential Procurement allows users to create and update vendor B-BBEE related data at point of purchase or as you may require which combined with seamlessly integrated B-BBEE Preferential Procurement statutory requirements & Reporting tools enables you to monitor scores & progress made throughout the measurement period.

Analysis of your Preferential Procurement needs are based specifically on your requirements and is customisable allowing you to understand the gaps that may exist & spend strategically to maximize your Preferential Procurement recognition.





Not only does PREFERENTIAL PROCUREMENT follow best practice, it simplifies spend capture and reporting and eliminates human data errors



Cloud

Maximum flexibility through access from anywhere, any device, at any time



Friendly & intuitive

Easy functionality with modern user interface



Cost effective

Capex-friendly pay as you go pricing plan, minimum implementation time and no expensive customisation required



Secure

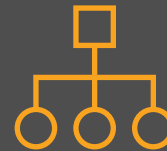
All data is encrypted and stored on the secure Microsoft Azure cloud

Key Features At a Glance



Single view of historical vendor scorecards

view all vendor scorecards in a single form with ability to attach and view the actual certificates



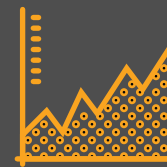
Single or multicompany reporting

view and print spend analysis for a single company or multiple companies from one workspace



Spend dashboards

view spend by level as well as target vs actual



Data available after invoice/credit note capture

reports are updated real time as soon as vendor invoices or credit notes are posted



View expiring vendor scorecards

default view of all expiring scorecards within next 3 months



Date driven setup tables

Status and Target setups are date driven ensuring spend is allocated to the correct measurement period



About

It is our goal to help you, our customer, reach your organisations goals for a sustainable, growing and profitable business.

We are motivated by our vision and ability to empower customers with software solutions that help you to grow, optimise your business and become leaders within your sector.

Our industry-savvy technical team are in touch with a range of diverse industries and work to anticipate the possibilities of potential problems and provide QUICK, EASY-to implement solutions to help you stay ahead of your competition.

“Fusion, the apps people work with our customers to gain deeper industry insights whilst they stay ahead of the curve, improve business productivity aligning processes and technology with their business goals”

We are proactive in our approach to driving profitable partnerships and business growth, whilst connecting people, technology and innovation.

Fusion, the apps people is a brand of SIS Global

